

# 2014 ANNUAL MEETING A YEAR IN REVIEW

**Highlighting OGA committee  
accomplishments 2013/2014**



# COMMUNICATIONS COMMITTEE

Neil Durbin, Dominion East Ohio | Chairman  
Richard Dickerson, UTI Corp. | Sponsor

A decorative graphic consisting of several parallel white lines of varying lengths, slanted upwards from left to right, located in the bottom right corner of the slide.

# GAS SUPPLY & CONTROL COMMITTEE

Mike Hoeffer, Duke Energy | Chairman

Robert Majikas, Dominion East Ohio | Sponsor

A decorative graphic consisting of several parallel white lines of varying lengths, slanted diagonally from the bottom right towards the top right, located in the lower right quadrant of the slide.

## Committee Responsibilities

- ▶ Keep apprised of developments which affect the gas supply availability and reliability throughout the state and exchange ideas with respect to gas control center methods, technology and practices; and to keep member companies informed.

## Committee Practices

The committee meets twice a year in conjunction with the Kentucky Gas Association (KGA) Gas Supply & Control Committee.

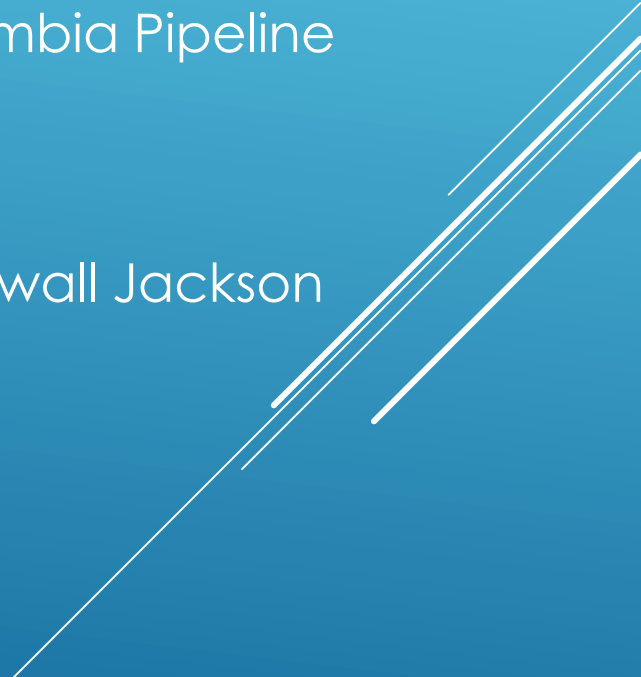
The OGA and KGA committee chairs take turns facilitating the spring and fall meetings.

Occasionally the joint committees meet in conjunction with the Mid-Atlantic Contingency Planning Group (MACPG)


## Committee Duties

- ▶ Keep abreast of developments that may affect the gas supply availability in the state, and inform member companies.
- ▶ Provide a forum for exchange of ideas and work practices with respect to gas control centers and gas supply practices among member companies.
- ▶ Establish and maintain a communications network of gas control centers throughout the state.


# Past Year in Review

- ▶ Since the last OGA Annual Meeting the OGA and KGA joint committee has met with the MACPG group twice.
  - ▶ The 2013 fall meeting was held Thursday, October 3rd at the Columbia Pipeline Group headquarters in Charleston, West Virginia.
  - ▶ The 2014 spring meeting was held Tuesday, May 13th at the Stonewall Jackson Resort in West Virginia.
- 


# 2013 Fall Meeting

- ▶ Each company reported out on general operations and winter preparations.
  - ▶ Each company reported out on control room management regulations and audit updates.
  - ▶ Columbia facilitated a Tabletop exercise simulating a cyber-security breach.
- 

# Tabletop Exercise

- ▶ The tabletop exercise started with a request to reduce pressure and evolved to:
  - ▶ Recognition that SCADA was not responding and was not updating.
  - ▶ SCADA support passwords had been changed.
  - ▶ Customers reporting falling line pressures and decreasing flows. Temperatures are in the 30s.
  - ▶ SCADA has to be shut down and internal communication procedures are initiated to manually operate the gas system.
- 

# 2014 Spring Meeting

- ▶ Winter review by each company. Much colder and larger send outs compared to other winters.
  - ▶ Each company reported out on control room management regulations and audit updates.
  - ▶ Much discussion on the new gas day time. No one liked it.
  - ▶ Discussed training of new gas controllers.
- 



# FORECAST & PLANNING COMMITTEE

Mike Kelly, Columbia Gas of Ohio | Chairman  
David Koren, Columbia Gas of Ohio | Sponsor



## Ohio Gas Association Forecasting and Planning Committee

### Winter 2013 – 14 Comparison to History

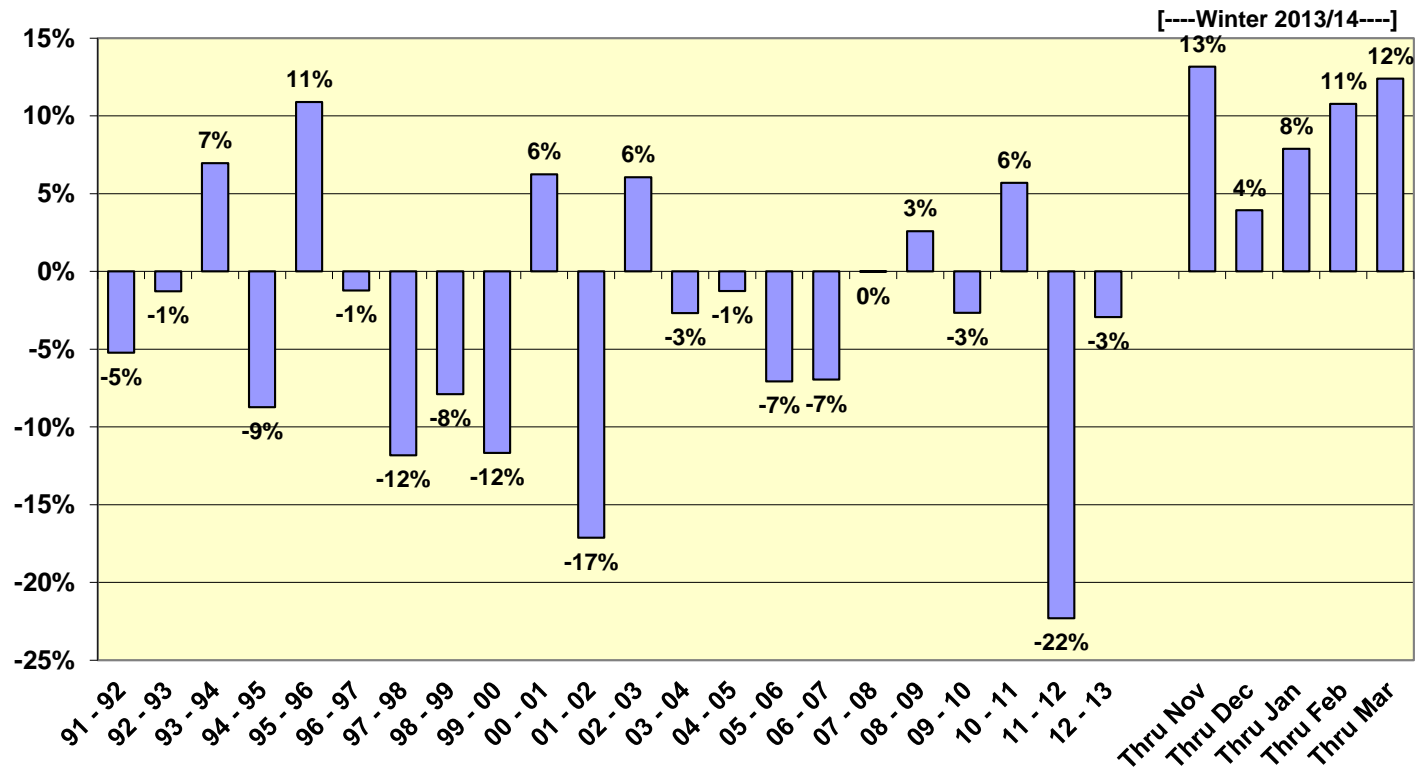
Number of Winters Reviewed	65
Winter 2013-14 Degree Day Rank	5 of 65
Winter 2013-14 Variance From Normal 1/	12% (colder)
Winter 2013-14 Variance From Prior Winter	16% (colder)
Winter 2013 – 2014 Coldest Winter in the last:	35 years
Winter's Throughput Compared to Normal 2/	Up 18%

1/ Normal based on the 30 year period 1976 through 2005

2/ Normal is the 7&5 2013 Financial Plan

# Ohio Gas Association Forecasting and Planning Committee

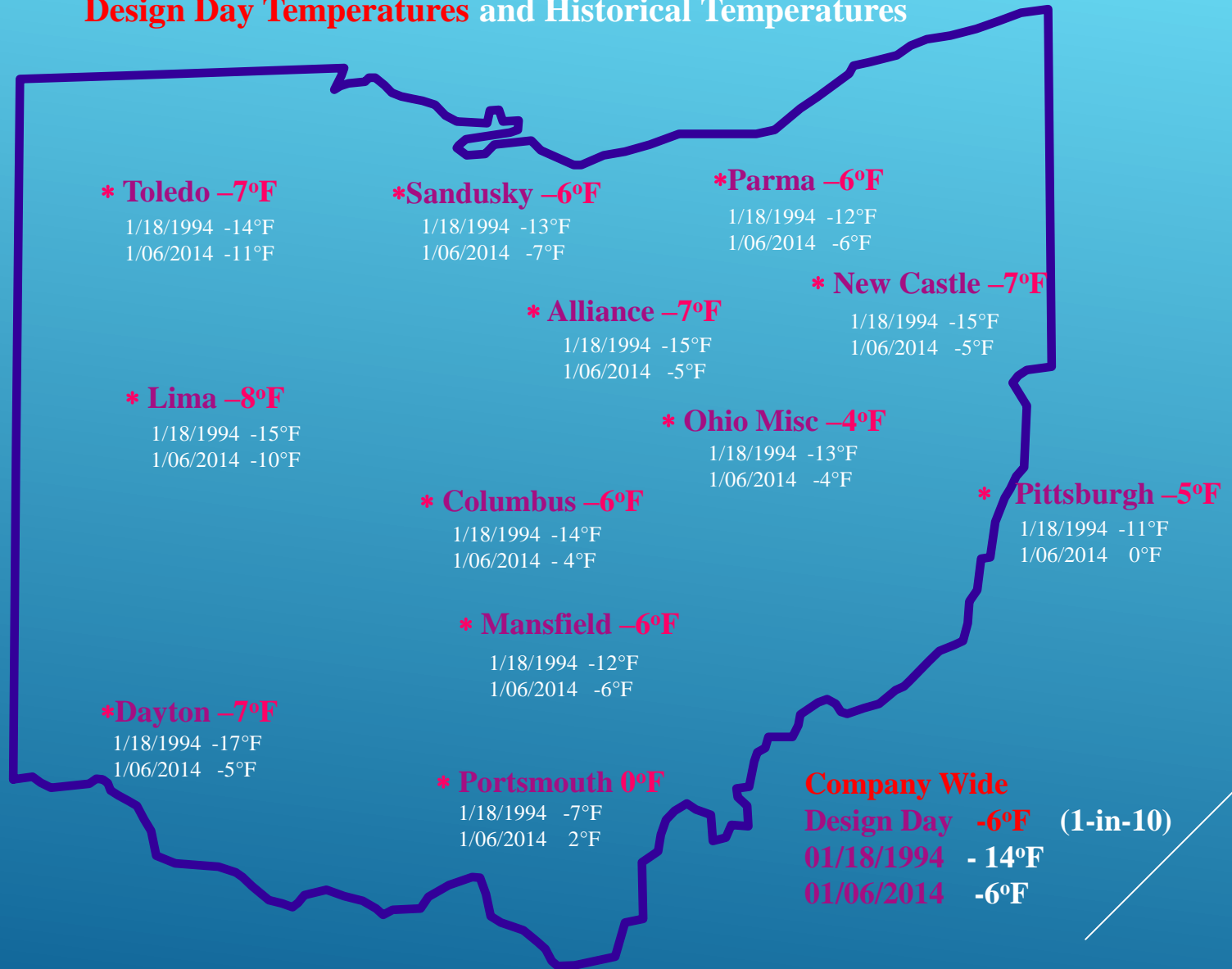
**Columbia Gas of Ohio**  
23 Year History of Winter Season (Nov - Mar) Degree Days Vs. Current Normal



Note: The percentages reflect the actual winter season degree-days compared to the "Normal" winter season degree-days. Both the actual and "Normal" degree-days are determined by subtracting actual daily average temperatures from 65° with normal predicated on actual temperatures experienced during the 30 year period ending December 2005.

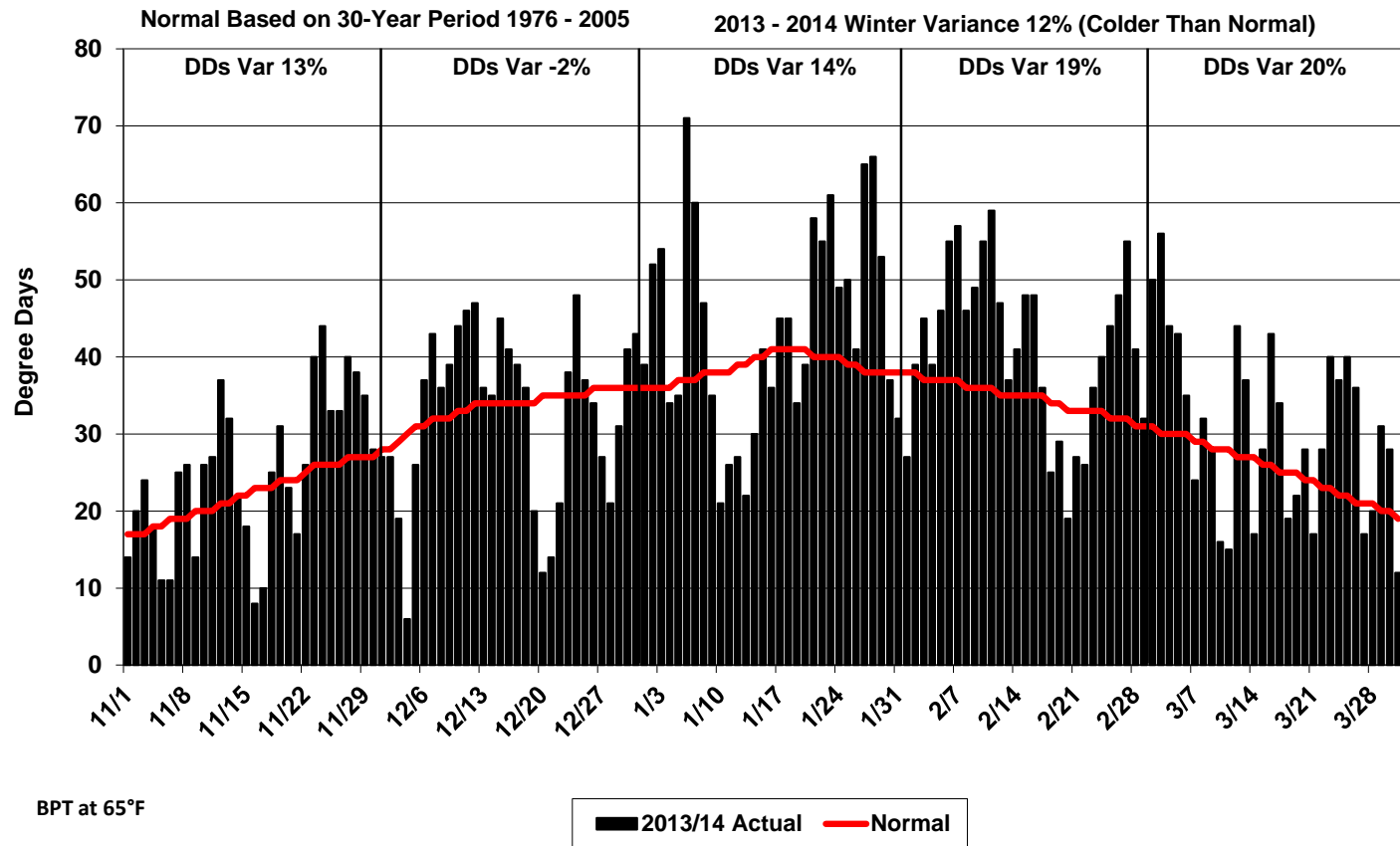
# Service Areas In Ohio

## Design Day Temperatures and Historical Temperatures



# Ohio Gas Association Forecasting and Planning Committee

## Columbia Gas of Ohio Winter Season 2013 - 2014 Normal vs. Actual Degree Days



Note: Actual degree-days are calculated by subtracting the Gas Day 24-hour average temperature from 65°. The sum of positive degree-days for each month and the winter season are compared to the "Normal" monthly and winter season degree-days. "Normal" degree-days are predicated on the 30 year average Gas Day temperature (1976 through 2005) subtracted from 65°.

# CODES & REGULATIONS COMMITTEE

Brian Witte, Dominion East Ohio | Chairman  
Doug Saul, Ohio Gas Company | Sponsor

A decorative graphic consisting of several parallel white lines of varying lengths, slanted diagonally from the bottom right towards the top right, set against the blue background.

# AFFILIATE COMMITTEE

Eric Six, Heath Consultants Inc.  
Chairman & Sponsor

A decorative graphic consisting of several parallel white lines of varying lengths, slanted upwards from left to right, located in the bottom right corner of the slide.

# MARKETING COMMITTEE

Trevor Atkins, Atmos Energy Marketing | Chairman  
Vanessa Watson, Utility Pipeline Ltd. | Sponsor

A decorative graphic consisting of several parallel white lines of varying lengths, slanted upwards from left to right, located in the bottom right corner of the slide.




# 2014 OGA Market Conditions Conference Overview



<b>Year</b>	<b>Attendees</b>	<b>Companies</b>
<b>2008</b>	<b>134</b>	<b>54</b>
<b>2009</b>	<b>131</b>	<b>55</b>
<b>2010</b>	<b>118</b>	<b>52</b>
<b>2011</b>	<b>90</b>	<b>37</b>
<b>2012</b>	<b>117</b>	<b>44</b>
<b>2013</b>	<b>89</b>	<b>33</b>
<b>2014</b>	<b>75</b>	<b>48</b>

## 2014 OGA Marketing

- ▶ Marketed on OGA's website, via OGA's Pipeline Magazine and through direct email
  - ▶ Marketed at OOGA Fall meeting and again on their website
  - ▶ Marketed on OUPS website
  - ▶ Marketed during the Technical Seminar in March
  - ▶ Word of Mouth campaign via phone and email
- 

# 2015 Forward Ideas

- ▶ Attendance has fallen the last few years due to companies sending fewer employees/timing of the conference/what other reasons???

## IDEAS FOR GROWTH

- ▶ Move combined conferences to Early September to avoid conflicts with vacation season
- ▶ Any conflicts in September?
- ▶ Challenge all systems to send their newest employees to the Annual/Market Conditions Conference each year as part of their training program
  - ▶ We need to know who makes the decision to send staff?
  - ▶ What is the criteria for attendance? Cost? Topical? Location?
  - ▶ Where can we fit in the training programs?

# 2015 Forward Ideas

## IDEAS FOR GROWTH (continued)

- ▶ Create competition tied to United Way or some other non-profit where OGA donates \$10, or some amount, per attendee to a charity. Company with most attendees gets to choose the charity with as much fanfare as possible given
- ▶ Where might industrials fit into our organization?
- ▶ Who is serving that market?
- ▶ Do we secure company lists for all members and blast with postcards to all employees?

# 2014 MILESTONE ACCOMPLISHMENTS

Sheldon Gas Company | 100 Years of Service

Ohio Gas Company | 100 Years of Service

IGS Energy | 25 Years of Service